Cafe Barrier Instructions

1



Parts included in the kit

2



Slip both hooks on rod

3



4



Insert square piece into designated spot on base

5



Insert rod into square metal piece on base

6



Place hooks to the side of the rod

7



Click top rail bars together

8



Thread top sleeve of banner onto rail bars & side sleeves onto posts

9



10



Put pole with graphic on it over the rod in the base

11



12



Attach hook to loop on one side of banner

13



14



15



Put cafe banner into desired position. Unscrew cap to water base and fill to top.

16

